

# Respond to Your Students with Teacher Sensitivity

Building a Positive Classroom Climate



NC NTSP 2016 Fall Institute

## Respond to Your Students with Teacher Sensitivity

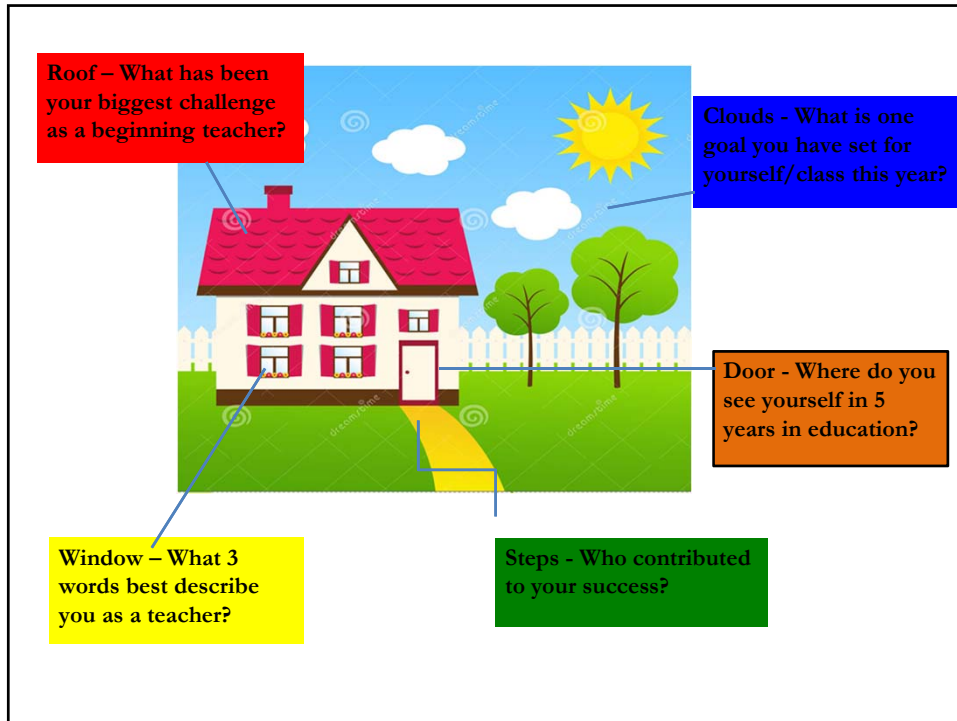


Christina Bush, UNC Region, [christina.bush@northcarolina.edu](mailto:christina.bush@northcarolina.edu)

Jackie Caldwell, UNCG Region, [jdcaldw3@uncg.edu](mailto:jdcaldw3@uncg.edu)

April Shackleford, ECU Region, [shackleforda@ecu.edu](mailto:shackleforda@ecu.edu)

NCNTSP.NORTHCAROLINA.EDU



## Respond to Your Students with Teacher Sensitivity



### Session Outcomes:

#### **By the end of this session, participants will:**

- Have a deeper understanding of Teacher Sensitivity.
- Discuss practical ideas for creating and sustaining a caring culture.
- Understand why a caring culture is conducive and necessary for student performance.

## Respond to Your Students with Teacher Sensitivity



- Defined as :

“Teachers are sensitive when they consistently respond to students and are effective in addressing students’ questions, concerns, and needs. Teaching sensitively includes an awareness of individual students’ academic and social emotional needs in a way that allows teachers to anticipate areas of difficulty and provide appropriate and effective learning opportunities and levels of support for all students in the classroom.”

<http://curry.virginia.edu/teacher-education/teaching-internship-handbook/teacher-sensitivity>

NCNTSP.NORTHCAROLINA.EDU

## Respond to Your Students with Teacher Sensitivity



- Students progress when learning opportunities are academically and developmentally appropriate yet challenging.
- When a teacher shows sensitivity, students view that teacher as a source of support, guidance, and reassurance.
- Teaching sensitively promotes trust.
- Students feel comfortable sharing their ideas, taking risks, and challenging themselves academically and socially.
- It also allows students to work comfortably on their own and in groups because they know they can approach the teacher and s/he will be helpful.

<http://curry.virginia.edu/teacher-education/teaching-internship-handbook/teacher-sensitivity>

NCNTSP.NORTHCAROLINA.EDU

## Major Components



### **AWARENESS**

- Check-in with students
- Anticipate Problems
- Notice Difficulties

### **RESPONSIVENESS**

- Academic & Social
- Emotional Needs & Cues
- Effectiveness in Addressing Problems

### **STUDENT COMFORT**

- Support from Teacher & Peers

<http://curry.virginia.edu/teacher-education/teaching-internship-handbook/teacher-sensitivity>

## Awareness



1. Proximity
2. Eye contact
3. Check-ins
4. Self-awareness
5. Availability



NCNTSP.NORTHCAROLINA.EDU

## What Do You See?



NCNTSP.NORTHCAROLINA.EDU

## Responsiveness



1. Offers individual support - reassurance & assistance
2. Acknowledges issues-emotions and out of class factors
3. Adjusts lesson - wait time & pacing
4. Re-engagement

“ Anticipate  
the difficult  
by managing  
the easy. ”  
Lao Tzu

NCNTSP.NORTHCAROLINA.EDU

## When Tensions Rise



1. Provide choices
2. The louder a student gets, the quieter and calmer you need to be
3. Simple statements
4. Gauging anxiety levels
5. Parents as resources
6. Tagging out
7. Other school personnel
8. Student problem solvers



NCNTSP.NORTHCAROLINA.EDU

## Teacher Sensitivity Scenarios



Talk with with a partner about the scenarios found on your table.

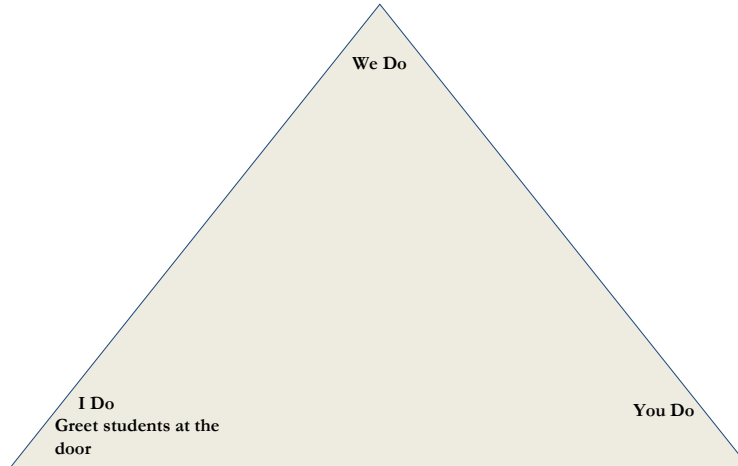
Discuss how you would react to the student and handle the situation in your classroom.

NCNTSP.NORTHCAROLINA.EDU

# Enhancing Student Comfort



Think about what you do in your classroom during each part of the day.  
List about 3 strategies for each time frame.



NCNTSP.NORTHCAROLINA.EDU

# Respond to Your Students with Teacher Sensitivity




NCNTSP.NORTHCAROLINA.EDU

# Create a Caring Culture



## Resources



NCNTSP.NORTHCAROLINA.EDU

# How do I get to know my students?



- 2 truths and lie
- Bio poems
- Body talk
- Classmate scavenger hunt
- Student dictionary
- Help wanted ads- dream teacher
- Student resumes
- Chain gang
- Handy information
- Personal bulletin boards
- Snowball sharing
- House activity- See next slide



NCNTSP.NORTHCAROLINA.EDU



## Warm Fuzzies



Genuine conversations

Let the class lead from time to time- just don't get "Frindlized"

Calls /notes home for positive things

Celebrations

Class routines- "send him some love", "kiss your brain", "silent high fives", "shout outs"

Positive specific affirming feed-back



NCNTSP.NORTHCAROLINA.EDU

## Respond to Your Students with Teacher Sensitivity



### Closing

**Thank you for attending this session!**  
**Please contact us with any questions.**

NCNTSP.NORTHCAROLINA.EDU