

Common Core Math -Concrete, Representational, Abstract-



NC NTSP 2016 Fall Institute

Facilitator



Valencia Carmichael, UNCG, vcarmichael@uncg.edu

Kimberly Ramadan, kheintsc@uncc.edu

LaTonya Gaines-Montgomery, legaines@uncc.edu

Objectives



At the end of this session you will be able to:

- describe the components of concrete-representational-abstract (CRA) instruction
- create a lesson supported by the CRA sequence
- relate the benefits of CRA

NCNTSP.NORTHCAROLINA.EDU


True or False




1. Manipulatives may be used before or after a procedure is learned with generally equal success.
2. Manipulatives are more useful with less-experienced students than more-experienced students.
3. Almost any manipulative can be used to teach any mathematical concept.

NCNTSP.NORTHCAROLINA.EDU

Video



Concrete-Representational-Abstract Instructional Model




Concrete-Representational-Abstract
A Three Stage Instructional Approach to Teaching Math Concepts

1:48

0.04 / 2.59

NCNTSP.NORTHCAROLINA.EDU

Research Based Concept



- Teaching equivalent fraction concepts and procedures (Butler et al., 2003)
 - Fraction circles and beans
 - Coloring portion of items to make fraction
 - Abstract symbols and algorithm

- Teaching multiplication facts and related word problems (Morin and Miller, 1998)
 - Paper plates and wooden blocks
 - Pictures of containers and items
 - Numbers

NCNTSP.NORTHCAROLINA.EDU

Explaining C-R-A



- Concrete or hands-on instruction that involves the manipulation of objects
- Representational stage, with different levels including pictures, technology, or tally marks
- Abstract stage, involving the use of numerals and operational symbols to represent the previous levels

NCNTEP.NORTHCAROLINA.EDU

CRA Principals



- The CRA sequence should be very *explicit* and *systematic*, with multiple opportunities for both *guided practice* and *independent practice*.

NCNTEP.NORTHCAROLINA.EDU

Definition of Concrete



- The use of manipulatives or models that represent the concept being studied is critical.
- It is the “doing” step of instruction.
- Students must be fluent in manipulation of the concrete materials and must be able to explain the connection to the skill.
- Howell and Barnhart (1992) identified six steps in teaching from concrete to representational levels.

NCNTSP.NORTHCAROLINA.EDU

Stage 1: Concrete



- Step 1: Free exploration
- Step 2: Purposeful exploration
- Step 3: Number cards
- Step 4: Number sentence
- Step 5: Mathematical word problems
- Step 6: Verbal explanation

NCNTSP.NORTHCAROLINA.EDU

Purposeful Exploration

11

Step 3: Number Cards

6 + 3 = 9

12


3 stars + 4 stars = 7 stars








NCNTSP.NORTHCAROLINA.EDU

13

Step 5: Mathematical Word Problems



There are three green buttons in a box. There are also two yellow buttons in the box. How many buttons are in the box altogether?

3

2

+

=

5

NCNTSP.NORTHCAROLINA.EDU

14

Step 6: Verbal Explanation



- Students should verbalize what they did to solve the problem and why.
- Students should be taught to mastery level for each step before moving to the next step.

15

NCNTSP.NORTHCAROLINA.EDU

Activity



- Working with a partner, teach students to solve a subtraction, addition, or multiplication problem by using manipulatives.
- Keep the steps in mind:
 - Step 1: Free exploration
 - Step 2: Purposeful exploration
 - Step 3: Number cards
 - Step 4: Number sentence
 - Step 5: Mathematical word problems
 - Step 6: Verbal explanation

16

NCNTSP.NORTHCAROLINA.EDU

Definition of Representational

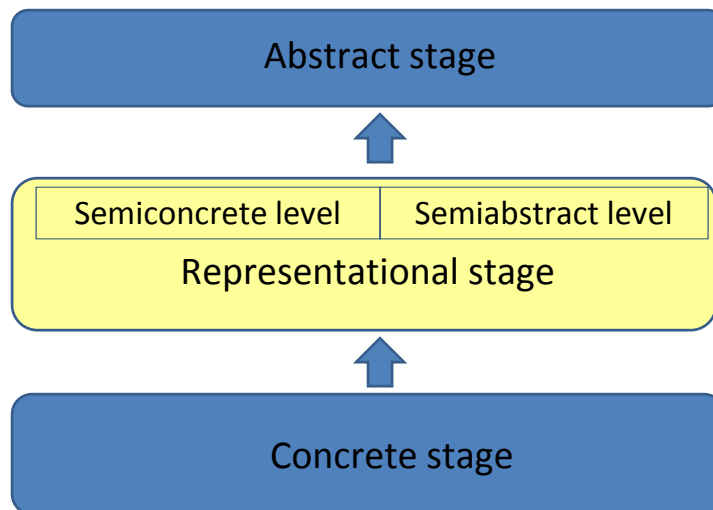


- Replacing concrete manipulative objects with pictures or drawings
- The “seeing” step of instruction
- Division into a semiconcrete level and a semiabstract level
- Six steps in the representational stage (Howell and Barnhart, 1992)

NCNTSP.NORTHCAROLINA.EDU

17

Stages and Levels



(Howell and Barnhart, 1992)

Representational


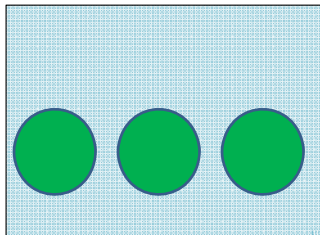


- Step 1: Picture representation cards
- Step 2: Number sentences (semiconcrete)
- Step 3: Mathematical word problems
- Step 4: Graphic representation
- Step 5: Number sentences (semiabstract)
- Step 6: Mathematical word problems

(Howell and Barnhart, 1992)

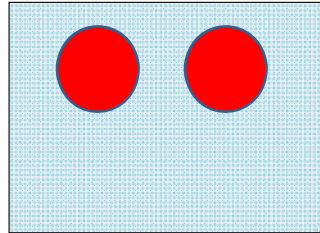
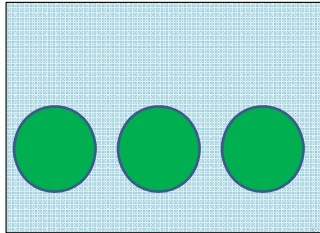
19

Step 1: Picture Representation Cards



20

Step 2: Number Sentence












$$3+2=5$$

21

Step 3: Mathematical Word Problems




Number sentence: 3 + 6 = 9

22

Step 4: Graphic Representation




Red Ovals	White Ovals	Total
///	////	/// //

NCNTSP.NORTHCAROLINA.EDU

23

Step 5: Number Sense



Red Ovals	White Ovals	Total
///	////	/// //
<div style="display: flex; justify-content: center; gap: 10px; align-items: center;"> <div style="border: 1px solid black; padding: 2px 5px; display: inline-block;">3</div> <div style="font-size: 24px;">+</div> <div style="border: 1px solid black; padding: 2px 5px; display: inline-block;">4</div> <div style="font-size: 24px;">=</div> <div style="border: 1px solid black; padding: 2px 5px; display: inline-block;">7</div> </div>		

NCNTSP.NORTHCAROLINA.EDU

24

Step 6: Mathematical Word Problems



Jackie has \$4 allowance left. Her mom gives her \$12 more today. How much allowance does she have altogether?

Allowance	Allowance	Total
////	### ## //	### ## ### /
4	+	12 = 16

25

NCNTSP.NORTHCAROLINA.EDU

Definition of Abstract



- The “symbolic” step of instruction
- Written mathematical numbers are used to represent concepts or skills
- Thinking strategy to solve word problems, with five questions to ask (Howell and Barnhart, 1992)

26

NCNTSP.NORTHCAROLINA.EDU

Stage 3: Abstract



Five questions used as procedural prompts that help students become independent problem solvers:

1. What is the question?
2. What are the numbers in the problem?
3. What do I need to do with the numbers?
4. What is the answer?
5. How can I check the answer?

(Howell and Barnhart, 1992)

27

NCNTSP.NORTHCAROLINA.EDU

Guidelines for using Manipulatives



1. Select manipulatives that clearly illustrate the concept.
2. Use a variety of manipulatives that illustrate the concept.
3. Provides verbal explanations while incorporating the manipulatives.
4. Provide multiple opportunities for guided practice.
5. Encourage the use of manipulatives and strategies across settings.
6. Plan a graduated instructional sequence that will allow transition from concrete to symbolic representation.

28


NCNTSP.NORTHCAROLINA.EDU

This or That?



Expensive	Cost Effective

Meaningful Manipulatives



Manipulatives



NCNTSP.NORTHCAROLINA.EDU

Lesson Planning



- Look at the standard for your grade level.
- Working with a partner, plan an appropriate math lesson.
- Make sure you include the CRA approach and manipulatives.

NCNTSP.NORTHCAROLINA.EDU

Closure



Think about what you learned in this session, and relate it to your classroom. Write down some ideas of what you want to start using in your classroom on the chart paper provided. Be prepared to share 1-2 responses with the entire group.

Explore Resources/Thoughts/Question, Answer

